



## London to Haslemere, Havant and Portsmouth

## Mondays to Fridays

Operator Days of operation/Notes 1st Class/Reservations/Bus	SW □	SW A □	SW □	SW □	SW □	SW □	SW □	SW B □	SW □	SW B □	SW □	SW □	SW □	SW □	SW □	SW □	SW □	SW □
London Waterloo (WAT)  15 d		0508	0545	0615	0645	0700		0715	0730		0745	0800		0830	0845	0900	0930	0945
Clapham Junction (CLJ) 10 d		0517	0552	0622u	0652u			0723u			0752u				0852u			0952u
Woking (WOK) d		0552	0617e	0644	0713	0725		0743	0755		0813	0826		0855	0913	0925	0955	1013
Worplesdon (WPL) d			0622	0648	0718			0748			0818				0918			1018
Guildford (GLD) a		0559	0627	0654	0724	0732		0754	0802		0824	0833		0903	0924	0932	1002	1024
Guildford (GLD) d	0509	0603	0630	0655	0725	0734		0755	0804		0826	0835		0904	0925	0933	1003	1025
Farncombe (FNC) d		0609	0636	0701	0731			0801			0832			0910	0931	0940		1031
Godalming (GOD) d		0612	0639	0704	0734	0741		0804	0811		0835	0842		0913	0934	0943	1010	1034
Milford (Surrey) (MLF) d		0616	0643	0708	0738			0808			0839				0938			1038
Witley (WTY) d		0620	0647	0712	0742			0812			0843				0942			1042
Haslemere (HSL) 4 a	0523	0627	0654	0719	0749	0752	←	0820	0823	←	0850	0854	←	0923	0949	0954	1020	1049
Haslemere (HSL) 4 d	0527	0628	0655	0720	0757	0753	0757	0828	0824	0828	0857	0854	0857	0924		0955	1021	
Liphook (LIP) d	0532	0633	0700	0725	→		0802	→		0833	→		0902			1000		
Liss (LIS) d	0538	0639	0706	0731			0808			0839			0908			1006		
Petersfield (PTR) d	0545	0645	0711	0737		0805	0814		0836	0845		0905	0914	0935		1012	1032	
Rowlands Castle (RLN) d	0555	0654	0721	0746			0823			0854			0923			1021		
Havant (HAV) a	0600	0700	0727	0752		0817	0828		0851	0859		0918	0928	0951		1027	1045	
Bedhampton (BDH) a	0603	0703	0730	0755			0831			0902			0932			1030		
Hilsea (HLS) a	0608	0708	0738	0800			0837						0937			1036		
Fratton (FTN) a	0612	0712	0742	0804		0826	0841		0900			0927	0941	1000		1040	1054	
Portsmouth & Southsea (PMS) a	0616	0716	0746	0808		0830	0845		0904			0931	0945	1003		1043	1057	
Portsmouth Harbour (PMH)  a	0620	0723	0750	0812		0836	0850		0908			0936		1008		1048	1102	

Operator 1st Class/Reservations/Bus	SW □	SW □	SW □	SW □	SW □	SW □	SW □	SW □	SW □	SW □	SW □	SW □	SW □	SW □	SW □	SW □	SW □	SW □
London Waterloo (WAT)  15 d	1000	1030	1045	1100	1130	1145	1200	1230	1245	1300	1330	1345	1400	1430	1445	1500		1530
Clapham Junction (CLJ) 10 d			1052u			1152u			1252u			1352u			1452u			
Woking (WOK) d	1025	1055	1113	1125	1155	1213	1225	1255	1313	1325	1355	1415	1425	1455	1513	1525		1555
Worplesdon (WPL) d			1118			1218			1318			1420			1518			
Guildford (GLD) a	1032	1102	1124	1132	1202	1224	1232	1302	1324	1332	1402	1425	1432	1502	1524	1532		1602
Guildford (GLD) d	1033	1103	1125	1133	1203	1225	1233	1303	1325	1333	1403	1427	1433	1503	1525	1533		1604
Farncombe (FNC) d	1040		1131	1140		1231	1240		1331	1340		1433	1440		1531	1539		1610
Godalming (GOD) d	1043	1110	1134	1143	1210	1234	1243	1310	1334	1343	1410	1436	1443	1510	1534	1542		1613
Milford (Surrey) (MLF) d			1138			1238			1338			1440			1538			1617
Witley (WTY) d			1142			1242			1342			1444			1542			1621
Haslemere (HSL) 4 a	1054	1120	1149	1154	1220	1249	1254	1320	1349	1354	1420	1451	1455	1520	1549	1553	←	1628
Haslemere (HSL) 4 d	1055	1121		1155	1221		1255	1321		1355	1421		1456	1521	1556	1553	1556	1628
Liphook (LIP) d	1100			1200			1300			1400			1501		←		1602	1633
Liss (LIS) d	1106			1206			1306			1406			1507				1608	1639
Petersfield (PTR) d	1112	1132		1212	1232		1312	1332		1412	1432		1513	1532		1604	1613	1645
Rowlands Castle (RLN) d	1121			1221			1321			1421			1522				1623	1654
Havant (HAV) a	1127	1145		1227	1245		1327	1345		1427	1445		1527	1545		1617	1628	1659
Bedhampton (BDH) a	1130			1230			1330			1430			1531				1631	1703
Hilsea (HLS) a	1136			1236			1336			1436			1536				1636	1708
Fratton (FTN) a	1140	1154		1240	1254		1340	1354		1440	1454		1540	1554		1627	1640	1712
Portsmouth & Southsea (PMS) a	1143	1157		1243	1257		1343	1357		1443	1457		1544	1557		1630	1644	1716
Portsmouth Harbour (PMH)  a	1148	1202		1248	1302		1348	1402		1448	1502		1548	1602		1636		1720

For the complete service between London, Woking and Guildford see table 152

For the complete service between Havant and Portsmouth see table 157



NOTES (see introductory pages for explanation of train operator codes and standard symbols)






- a Arrival time  
d Departure time  
u Stops to pick up only  
e Arrives 5 minutes earlier

- A Also calls at Vauxhall 0512, Wimbledon 0523, Surbiton 0531, Walton-On-Thames 0538, Weybridge 0542 and West Byfleet 0546  
B To Southampton Central. Also calls at Cosham 0909, Portchester 0914, Fareham 0919, Swanwick 0926, Netley 0933, Woolston 0940, St Denys 0946 and Southampton Central 0951

## London to Haslemere, Havant and Portsmouth

## Mondays to Fridays

Operator Days of operation/Notes 1st Class/Reservations/Bus	SW □	SW □	SW □	SW □	SW □	SW □	SW □	SW □	SW □	SW □	SW □	SW □	SW □	SW C □	SW □	SW C □	SW □	SW □
London Waterloo (WAT)  15 d	1545	1600		1630	1645	1700		1715	1730		1745	1800		1815	1830		1845	1900
Clapham Junction (CLJ) 10 d	1552u				1652u									1822u				
Woking (WOK) d	1613	1625		1655	1714	1725			1755			1824		1843	1855			1924
Worplesdon (WPL) d	1618				1718				1801					1848	1900			
Guildford (GLD) a	1623	1633		1702	1724	1733		1750	1806		1820	1833		1853	1906		1921	1932
Guildford (GLD) d	1625	1634		1704	1725	1734		1753	1810		1822	1834		1855	1909		1923	1933
Farncombe (FNC) d	1631			1710	1731			1759			1828			1901			1929	
Godalming (GOD) d	1634	1641		1713	1734	1742		1802	1817		1831	1841		1904	1915		1932	1940
Milford (Surrey) (MLF) d	1638				1738			1806			1835			1908			1936	
Witley (WTY) d	1642				1742			1811			1839			1912			1940	
Haslemere (HSL) 4 a	1649	1652	←	1724	1750	1753	←	1818	1827	←	1847	1852	←	1920	1926	←	1947	1951
Haslemere (HSL) 4 d	1657	1653	1657	1725	1757	1754	1757	1832	1828	1832	1856	1853	1856	1929	1926	1929	1956	1952
Liphook (LIP) d	←		1702		←			1802	←		1838	←		1901	←		1934	←
Liss (LIS) d			1708					1808			1844			1907			1940	
Petersfield (PTR) d		1704	1713	1736		1806	1814		1840	1850		1904	1913		1938	1946		2003
Rowlands Castle (RLN) d			1723				1824			1900			1922			1955		
Havant (HAV) a		1717	1728	1752		1818	1829		1852	1905		1917	1927		1951	2000		2016
Bedhampton (BDH) a			1731				1832			1908			1930					
Hilsea (HLS) a			1737				1837			1914			1936					
Fratton (FTN) a		1727	1741	1801		1827	1841		1902	1918		1926	1940		2000			2025
Portsmouth & Southsea (PMS) a		1730	1745	1804		1831	1847		1905	1926		1929	1946		2003			2030
Portsmouth Harbour (PMH)  a		1738		1810		1838			1911			1938			2009			2036

Operator Days of operation/Notes 1st Class/Reservations/Bus	SW □	SW D □	SW □	SW D □	SW □	SW □	SW □	SW □	SW □	SW □	SW □	SW □	SW □	SW □	SW □	SW □
London Waterloo (WAT)  15 d		1915	1930		1945	2000	2030	2045	2100	2130	2145	2200	2230	2300	2332	
Clapham Junction (CLJ)  10 d		1922u			1952u			2052u			2152u			2307u	2339u	
Woking (WOK) d		1944	1955		2013	2025	2055	2113	2125	2155	2213	2225	2256	2328	0001f	
Worplesdon (WPL) d		1948			2018			2118			2218			2333		
Guildford (GLD) a		1954	2003		2024	2032	2103	2123	2133	2203	2223	2233	2304	2338	0008	
Guildford (GLD) d		1955	2004		2025	2033	2104	2125	2134	2204	2225	2234	2305	2340	0009	
Farncombe (FNC) d		2001			2031	2040		2131	2140		2231	2240	2311	2346	0015	
Godalming (GOD) d		2004	2011		2034	2043	2111	2134	2143	2211	2234	2243	2314	2349	0018	
Milford (Surrey) (MLF) d		2008			2038			2138			2238			2353	0022s	
Witley (WTY) d		2012			2042			2142			2242			2357	0026s	
Haslemere (HSL)  4 a	←	2020	2023	←	2049	2054	2121	2149	2154	2222	2249	2254	2324	0004	0033	
Haslemere (HSL)  4 d	1956	2028	2024	2028		2055	2122		2155	2223		2255	2325	0005	0034	
Liphook (LIP) d	2001	→		2033		2100			2200			2300		0010	0039	
Liss (LIS) d	2007			2039		2106			2206			2306		0016	0045	
Petersfield (PTR) d	2013		2036	2044		2112	2133		2212	2234		2312	2336	0021	0050	
Rowlands Castle (RLN) d	2022		2054		2121			2221			2321			0031	0100	
Havant (HAV) a	2027		2051	2100	2127	2146		2227	2246		2326	2350		0036	0105	
Bedhampton (BDH) a	2030			2103		2130			2230			2330		0039	0108	
Hilsea (HLS) a	2036					2135			2236			2335		0044	0113	
Fratton (FTN) a	2040		2100			2139	2155		2240	2258		2339	2359	0048	0117	
Portsmouth & Southsea (PMS) a	2044		2104			2143	2158		2244	2302		2343	0004	0052	0121	
Portsmouth Harbour (PMH)  a	2050		2108			2147	2202		2248	2306		2348	0008		0125	

NOTES (see introductory pages for explanation of train operator codes and standard symbols)

- a Arrival time  
 d Departure time  
 s Stops to set down only  
 u Stops to pick up only  
 f Arrives 3 minutes earlier

C To Fareham. Also calls at Cosham 2008, Portchester 2013 and Fareham 2020

D To Southampton Central. Also calls at Cosham 2109, Portchester 2114, Fareham 2119, Swanwick 2126, Netley 2133, Woolston 2140 and Southampton Central 2153

## London to Haslemere, Havant and Portsmouth

## Saturdays

Operator 1st Class/Reservations/Bus	SW □	SW □	SW □	SW □	SW □	SW □	SW □	SW □	SW □	SW □	SW □	SW □	SW □	SW □	SW □	SW □	SW □	SW □
London Waterloo (WAT)  15 d		0545	0645	0730	0745	0800		0830	0845	0900		0930	0945	1000		1030	1045	1100
Clapham Junction (CLJ) 10 d		0552	0652u		0752u				0852u				0952u				1052u	
Woking (WOK)	d	0613	0713	0755	0813	0825		0855	0913	0925		0955	1013	1025		1055	1113	1125
Worplesdon (WPL)	d	0618	0717		0818				0918				1018				1118	
Guildford (GLD)	a	0623	0723	0802	0823	0832		0902	0923	0932		1002	1024	1032		1102	1123	1132
Guildford (GLD)	d	0515	0625	0724	0803	0825	0833		0903	0925	0933		1003	1025	1033		1103	1125
Farncombe (FNC)	d		0631	0730		0831	0839			0931	0939			1031	1039		1131	1139
Godalming (GOD)	d		0634	0733	0810	0834	0842		0910	0934	0942		1010	1034	1042		1110	1134
Milford (Surrey) (MLF)	d		0638	0737		0838				0938				1038			1138	
Witley (WTY)	d		0642	0741		0842				0942				1042			1142	
Haslemere (HSL) 4 a	0529	0649	0748	0820	0849	0853	←	0920	0949	0953	←	1020	1049	1053	←	1120	1149	1153
Haslemere (HSL) 4 d	0530	0650	0749	0821	0857	0853	→	0921	0957	0953	→	1021	1057	1053	→	1121	1157	1153
Liphook (LIP)	d	0535	0655	0754				0902				1002				1102		
Liss (LIS)	d	0541	0701	0800				0908				1008				1108		
Petersfield (PTR)	d	0546	0706	0806	0832		0904	0913	0932		1004	1013	1032		1104	1113	1132	1204
Rowlands Castle (RLN)	d	0556	0716	0815				0923				1023				1123		
Havant (HAV)	a	0601	0722	0827	0845		0917	0928	0945		1017	1028	1045		1117	1128	1145	1217
Bedhampton (BDH)	a	0604	0725	0830				0931				1031				1131		
Hilsea (HLS)	a	0610	0730	0839				0936				1036				1136		
Fratton (FTN)	a	0614	0734	0844	0854		0926	0940	0954		1026	1040	1054		1126	1140	1154	1226
Portsmouth & Southsea (PMS)	a	0617	0738	0847	0857		0929	0944	0957		1030	1044	1057		1130	1144	1157	1229
Portsmouth Harbour (PMH)  a	0622	0743	0851	0901		0934		1002			1034		1102		1134		1202	1234

Operator 1st Class/Reservations/Bus	SW □	SW □	SW □	SW □	SW □	SW □	SW □	SW □	SW □	SW □	SW □	SW □	SW □	SW □	SW □	SW □	SW □	SW □
London Waterloo (WAT)  15 d		1130	1145	1200		1230	1245	1300		1330	1345	1400		1430	1445	1500		1530
Clapham Junction (CLJ) 10 d			1152u				1254u				1352u				1452u			
Woking (WOK)	d	1155	1213	1225		1255	1314	1325		1355	1413	1425		1455	1513	1525		1555
Worplesdon (WPL)	d		1218				1319				1418				1518			
Guildford (GLD)	a	1203	1223	1232		1303	1324	1332		1402	1423	1432		1502	1523	1532		1602
Guildford (GLD)	d	1204	1225	1233		1304	1325	1333		1403	1425	1433		1503	1525	1533		1603
Farncombe (FNC)	d		1231	1239			1331	1339			1431	1439			1531	1539		
Godalming (GOD)	d	1210	1234	1242		1310	1334	1342		1410	1434	1442		1510	1534	1542		1610
Milford (Surrey) (MLF)	d		1238				1338				1438				1538			
Witley (WTY)	d		1242				1342				1442				1542			
Haslemere (HSL) 4 a	←	1221	1249	1253	←	1321	1350	1353	←	1420	1449	1453	←	1520	1549	1553	←	1620
Haslemere (HSL) 4 d	1157	1221	1257	1253	1257	1321	1357	1353	1357	1421	1457	1453	1457	1521	1557	1553	1557	1621
Liphook (LIP)	d	1202			1302				1402				1502				1602	
Liss (LIS)	d	1208			1308				1408				1508				1608	
Petersfield (PTR)	d	1213	1232		1304	1313	1332		1404	1414	1432		1504	1513	1532		1604	1632
Rowlands Castle (RLN)	d	1223			1323				1423				1523				1623	
Havant (HAV)	a	1228	1245		1317	1328	1345		1417	1428	1445		1517	1528	1545		1617	1645
Bedhampton (BDH)	a	1231			1331				1431				1531				1631	
Hilsea (HLS)	a	1236			1336				1437				1536				1636	
Fratton (FTN)	a	1240	1254		1326	1340	1354		1426	1441	1454		1526	1540	1554		1626	1654
Portsmouth & Southsea (PMS)	a	1244	1257		1330	1344	1357		1430	1444	1457		1529	1544	1557		1629	1657
Portsmouth Harbour (PMH)  a	1302			1334		1402			1434				1534		1602		1634	1702

NOTES (see introductory pages for explanation of train operator codes and standard symbols)

- a Arrival time  
d Departure time  
u Stops to pick up only

## London to Haslemere, Havant and Portsmouth

## Saturdays

Operator Days of operation/Notes 1st Class/Reservations/Bus	SW A	SW A	SW A	SW A	SW A	SW A	SW A	SW A	SW A	SW A	SW A	SW A	SW A	SW A	SW A	SW A	SW A	SW A
London Waterloo (WAT)  15 d	1545	1600		1630	1645	1700		1730	1745	1800		1830	1845	1900		1930	1945	2000
Clapham Junction (CLJ)  10 d	1552u			1652u					1752u				1852u				1952u	
Woking (WOK) d	1613	1625		1655	1713	1725		1755	1813	1825		1855	1913	1925		1955	2013	2025
Worplesdon (WPL) d	1618				1718				1818				1918				2018	
Guildford (GLD) a	1623	1632		1702	1723	1732		1802	1823	1832		1902	1923	1932		2002	2023	2032
Guildford (GLD) d	1625	1633		1703	1725	1733		1803	1825	1833		1903	1925	1933		2003	2025	2033
Farncombe (FNC) d	1631	1639			1731	1739			1831	1839			1931	1939			2031	2039
Godalming (GOD) d	1634	1642		1710	1734	1742		1810	1834	1842		1911	1934	1942		2010	2034	2042
Milford (Surrey) (MLF) d	1638				1738				1838				1938				2038	
Witley (WTY) d	1642				1742				1842				1942				2042	
Haslemere (HSL)  4 a	1649	1653		1720	1749	1753		1820	1849	1853		1921	1950	1953		2020	2049	2053
Haslemere (HSL)  4 d	1657	1653		1657	1721	1757		1757	1821	1857		1857	1922	1957		1957	2021	2053
Liphook (LIP) d				1702				1802				1902				2002		
Liss (LIS) d				1708				1808				1908				2008		
Petersfield (PTR) d		1704	1713	1732		1804	1813	1832		1904	1913	1933		2004	2013	2032		2104
Rowlands Castle (RLN) d			1723				1823				1923				2023			
Havant (HAV) a		1717	1728	1745		1817	1828	1845		1917	1928	1945		2017	2028	2045		2117
Bedhampton (BDH) a			1731				1831				1931				2031			
Hilsea (HLS) a			1736				1836				1936				2036			
Fratton (FTN) a		1726	1740	1754		1826	1840	1854		1926	1940	1954		2026	2040	2054		2126
Portsmouth & Southsea (PMS) a		1729	1744	1757		1829	1844	1857		1929	1944	1958		2029	2044	2057		2129
Portsmouth Harbour (PMH)  a		1734		1802		1834		1902		1934		2002		2036		2102		2135

Operator Days of operation/Notes 1st Class/Reservations/Bus	SW A	SW A	SW A	SW A	SW A	SW A	SW A	SW A	SW A	SW A	SW A	SW A	SW A	SW A	SW A	SW A	SW A	SW A
London Waterloo (WAT)  15 d		2030	2045	2100		2130	2145	2200		2230	2245	2300		2315	2345			
Clapham Junction (CLJ)  10 d			2052u			2130	2152u	2200			2252u	2307u		2322u	2352u			
Woking (WOK) d		2055	2113	2125		2155	2213	2225		2255	2313	2327		2344	0014			
Worplesdon (WPL) d			2118				2218				2318				0019			
Guildford (GLD) a		2102	2123	2132		2202	2223	2232		2303	2323	2334		2352	0024			
Guildford (GLD) d		2103	2125	2133		2203	2225	2233		2304	2325	2336		2353	0026			
Farncombe (FNC) d			2131	2139			2231	2239		2310	2331			2359	0032			
Godalming (GOD) d		2110	2134	2143		2210	2234	2243		2313	2334	2343		0002	0035			
Milford (Surrey) (MLF) d			2138				2238				2338				0039s			
Witley (WTY) d			2142				2242				2342				0043s			
Haslemere (HSL)  4 a		2120	2149	2154		2220	2249	2253		2323	2349	2353		0012	0050			
Haslemere (HSL)  4 d	2056	2121	2158	2155	2158	2221	2258	2254	2258	2324	2358	2354	2358	0013	0051			
Liphook (LIP) d	2101				2203				2303					0003	0056s			
Liss (LIS) d	2107				2209				2309					0009	0102s			
Petersfield (PTR) d	2113	2132		2207	2215	2232		2305	2315	2335		0005	0015	0024	0107			
Rowlands Castle (RLN) d	2122			2224					2324					0024	0117s			
Havant (HAV) a	2127	2145		2220	2229	2245		2318	2329	2350		0018	0029	0036	0122			
Bedhampton (BDH) a		2148			2235				2334					0033	0125s			
Hilsea (HLS) a		2153			2241				2340					0038	0130s			
Fratton (FTN) a		2157		2229	2245	2254		2327	2345	2359		0027	0042	0045	0134s			
Portsmouth & Southsea (PMS) a		2201		2233	2248	2257		2330	2349	0004		0030	0046	0049	0138			
Portsmouth Harbour (PMH)  a		2208		2237	2252	2302		2335	2354	0008		0035		0054				






**NOTES** (see introductory pages for explanation of train operator codes and standard symbols)






- a Arrival time
- d Departure time
- s Stops to set down only
- u Stops to pick up only

A To Southampton Central. Also calls at Cosham 2135, Fareham 2143, Swanwick 2149, Netley 2156, Woolston 2201 and Southampton Central 2211

London to Haslemere, Havant and Portsmouth

Sundays

Operator 1st Class/Reservations/Bus	SW 1	SW 2	SW 3	SW 4	SW 5	SW 6	SW 7	SW 8	SW 9	SW 10	SW 11	SW 12	SW 13	SW 14	SW 15	SW 16	SW 17	SW 18	SW 19
London Waterloo (WAT)  d		0800	0830	0900	0930	1000	1030	1100	1130	1200	1230	1300	1330	1400	1430	1500	1530	1600	
Clapham Junction (CLJ)  d		0809u	0837u	0909u	0939u	1009u	1039u	1109u	1139u	1209u	1237u	1309u	1337u	1409u	1437u	1509u	1537u	1609u	
Woking (WOK) d	0732	0833	0857	0933	1002	1033	1102	1133	1202	1233	1257	1333	1357	1432	1457	1532	1557	1632	
Worplesdon (WPL) d																			
Guildford (GLD) a	0740	0840	0904	0940	1010	1040	1110	1140	1210	1240	1304	1340	1404	1440	1504	1540	1604	1640	
Guildford (GLD) d	0742	0842	0905	0942	1012	1042	1112	1142	1212	1242	1305	1342	1405	1442	1505	1542	1605	1642	
Farncombe (FNC) d	0748	0848		0948		1048		1148		1248		1348		1448		1548		1648	
Godalming (GOD) d	0751	0851	0912	0951	1018	1051	1118	1151	1218	1251	1312	1351	1412	1451	1512	1551	1612	1651	
Milford (Surrey) (MLF) d	0755	0855		0955		1055		1155		1255		1355		1455		1555		1655	
Witley (WTY) d	0759	0859		0959		1059		1159		1259		1359		1459		1559		1659	
Haslemere (HSL)  a	0806	0906	0922	1006	1029	1106	1129	1206	1229	1306	1322	1406	1422	1506	1522	1606	1622	1706	
Haslemere (HSL)  d	0807	0907	0923	1007	1030	1107	1130	1207	1230	1307	1323	1407	1423	1507	1523	1607	1623	1707	
Liphook (LIP) d	0812	0912		1012		1112		1212		1312		1412		1512		1612		1712	
Liss (LIS) d	0818	0918		1018		1118		1218		1318		1418		1518		1618		1718	
Petersfield (PTR) d	0823	0923	0934	1023	1041	1123	1141	1223	1241	1323	1334	1423	1434	1523	1534	1623	1634	1723	
Rowlands Castle (RLN) d	0833	0933		1033		1133		1233		1333		1433		1533		1633		1733	
Havant (HAV) a	0838	0938	0947	1040	1054	1140	1154	1240	1254	1340	1346	1440	1446	1540	1546	1640	1646	1740	
Bedhampton (BDH) a	0841	0943		1043		1143		1243		1343		1443		1543		1643		1743	
Hilsea (HLS) a																			
Fratton (FTN) a	0849	0951	0956	1051	1103	1151	1203	1251	1304	1351	1355	1451	1455	1551	1555	1651	1655	1751	
Portsmouth & Southsea (PMS) a	0853	0955	1000	1055	1107	1155	1207	1255	1308	1355	1359	1455	1459	1555	1559	1655	1659	1755	
Portsmouth Harbour (PMH)  a	0857	1000	1004	1100	1112	1200	1212	1300	1312	1400	1403	1500	1503	1600	1603	1700	1703	1800	













Operator 1st Class/Reservations/Bus	SW 1	SW 2	SW 3	SW 4	SW 5	SW 6	SW 7	SW 8	SW 9	SW 10	SW 11	SW 12	SW 13	SW 14	SW 15	SW 16	SW 17	SW 18	SW 19
London Waterloo (WAT)  d	1630	1700	1730	1800	1830	1900	1930	2000	2030	2100	2130	2200	2230	2300	2330				
Clapham Junction (CLJ)  d	1637u	1709u	1737u	1809u	1837u	1909u	1937u	2009u	2037u	2109u	2137u	2209u	2237u	2309u	2339u				
Woking (WOK) d	1657	1732	1757	1832	1857	1932	1957	2032	2057	2132	2157	2232	2257	2332	0002				
Worplesdon (WPL) d																			
Guildford (GLD) a	1704	1740	1804	1840	1904	1940	2004	2040	2104	2140	2204	2240	2304	2340	0010				
Guildford (GLD) d	1705	1742	1805	1842	1905	1942	2005	2042	2105	2142	2205	2242	2305	2342	0012				
Farncombe (FNC) d	1748			1848		1948		2048		2149		2248		2348					
Godalming (GOD) d	1712	1751	1812	1851	1912	1951	2012	2051	2112	2152	2212	2251	2312	2351	0018				
Milford (Surrey) (MLF) d		1755		1855		1955		2055		2156		2255		2355					
Witley (WTY) d		1759		1859		1959		2059		2200		2259		2359					
Haslemere (HSL)  a	1722	1806	1822	1906	1922	2006	2022	2106	2122	2207	2222	2306	2322	0006	0029				
Haslemere (HSL)  d	1723	1807	1823	1907	1923	2007	2023	2107	2123	2208	2223	2307	2323	0007	0029				
Liphook (LIP) d		1812		1912		2012		2112		2213		2312		0012					
Liss (LIS) d		1818		1918		2018		2118		2219		2318		0018					
Petersfield (PTR) d	1734	1823	1834	1923	1934	2023	2034	2123	2134	2224	2234	2323	2334	0023	0040				
Rowlands Castle (RLN) d		1833		1933		2033		2133		2234		2333		0033					
Havant (HAV) a	1746	1840	1846	1940	1946	2040	2046	2140	2146	2240	2247	2338	2347	0038	0053				
Bedhampton (BDH) a		1843		1943		2043		2143		2243		2343		0041					
Hilsea (HLS) a																			
Fratton (FTN) a	1755	1851	1855	1951	1955	2051	2055	2151	2155	2251	2256	2351	2356	0049	0102				
Portsmouth & Southsea (PMS) a	1759	1855	1859	1955	1959	2055	2059	2155	2159	2255	2300	2355	2359	0053	0105				
Portsmouth Harbour (PMH)  a	1803	1900	1903	2000	2003	2100	2103	2200	2204	2300	2304	2359	0004	0058	0109				

NOTES (see introductory pages for explanation of train operator codes and standard symbols)

- a Arrival time
- d Departure time
- u Stops to pick up only

## Portsmouth, Havant and Haslemere to London

## Mondays to Fridays

Operator Days of operation/Notes 1st Class/Reservations/Bus		SW □	SW □	SW □	SW □	SW A □	SW □	SW A □	SW A □	SW □	SW □	SW □	SW □	SW □	SW □	SW □	SW □	SW □	
Portsmouth Harbour (PMH)	 d	0430	0512	0523	0545		0610			0640			0713		0731	0745		0802	0815
Portsmouth & Southsea (PMS)	d	0435	0517	0528	0550		0615			0644		0658	0718		0736	0751c		0807	0821c
Fratton (FTN)	d	0439	0521	0532	0554		0619			0649		0703	0722		0740	0755		0811	0825
Hilsea (HLS)	d	0443		0536								0707			0744			0815	
Bedhampton (BDH)	d	0448		0541		0613						0712			0749			0820	
Havant (HAV)	d	0451	0530	0544	0604	0616	0627		0642	0658	0710	0716	0732		0752	0804		0823	0834
Rowlands Castle (RLN)	d	0456		0549		0621			0648			0721			0757			0828	
Petersfield (PTR)	d	0508	0544	0604e	0618	0633	0642		0700	0714	0725	0734	0747		0809	0819		0840	0849
Liss (LIS)	d	0513		0609	0623	0638			0705	0719		0739			0814			0845	
Liphook (LIP)	d	0519		0616	0630	0644			0712	0726		0746			0821			0851	
Haslemere (HSL)	 a	0525	0556	0621	0635	0650	0654		0717	0731	0736	0752	0758		0827	0832		0857	0901
Haslemere (HSL)	 d	0526	0557	0623	0637	0704	0658	0704	0720	0733	0738	0808	0800	0808	0838	0833	0838	0910	0902
Witley (WTY)	d	0532	0604		0643			0710				0745			0815			0845	
Milford (Surrey) (MLF)	d	0536	0609		0647			0715				0749			0819			0849	
Godalming (GOD)	d	0540	0613	0633	0651		0708	0719	0731	0744	0753		0811	0824		0844	0854		0912
Farncombe (FNC)	d	0543	0616	0636	0654			0722	0734		0756			0827			0857		
Guildford (GLD)	a	0548	0621	0641	0659		0714	0727	0740	0750	0801		0817	0832		0850	0902		0918
Guildford (GLD)	d	0550	0624	0643	0701		0715	0729	0741	0752	0803		0819	0834		0853	0904		0919
Worplesdon (WPL)	d	0555	0630		0707			0735			0809			0840			0910		
Woking (WOK)	a	0600	0635	0651	0712		0726	0741	0750	0800	0813		0827	0845			0914		0927
Clapham Junction (CLJ)	 a	0620	0657	0712	0732									0905					
London Waterloo (WAT)	 a	0630	0709	0723	0743		0753	0809	0819	0827	0841		0854	0916		0930	0941		0955

Operator 1st Class/Reservations/Bus	SW □	SW □	SW □	SW □	SW □	SW □	SW □	SW □	SW □	SW □	SW □	SW □	SW □	SW □	SW □	SW □	SW □	SW □	
Portsmouth Harbour (PMH)	d		0833	0915		0933	1015		1033	1115		1133	1215		1233	1315		1333	1415
Portsmouth & Southsea (PMS)	d		0837	0919		0937	1019		1037	1119		1137	1219		1237	1319		1337	1419
Fratton (FTN)	d		0841	0924		0941	1024		1041	1124		1141	1224		1241	1324		1341	1424
Hilsea (HLS)	d		0845			0945			1045			1145			1245			1345	
Bedhampton (BDH)	d		0851			0950			1050			1150			1250			1350	
Havant (HAV)	d		0854	0934		0954	1034		1054	1134		1154	1234		1254	1334		1354	1434
Rowlands Castle (RLN)	d		0859			0959			1059			1159			1259			1359	
Petersfield (PTR)	d		0910	0948		1010	1048		1110	1148		1210	1248		1310	1348		1410	1448
Liss (LIS)	d		0915			1015			1115			1215			1315			1415	
Liphook (LIP)	d		0922			1021			1121			1221			1321			1421	
Haslemere (HSL)	4 a		0927	1000		1027	1100		1127	1200		1227	1300		1327	1400		1427	1500
Haslemere (HSL)	4 d	0910	0931	1002	1010	1029	1102	1110	1129	1202	1210	1229	1302	1310	1329	1402	1410	1429	1502
Witley (WTY)	d	0917			1017			1117			1217			1317			1417		
Milford (Surrey) (MLF)	d	0921			1021			1121			1221			1321			1421		
Godalming (GOD)	d	0925	0941	1012	1025	1039	1112	1125	1139	1212	1225	1239	1312	1325	1339	1412	1425	1439	1512
Farncombe (FNC)	d	0928	0944		1028	1042		1128	1142		1228	1242		1328	1342		1428	1442	
Guildford (GLD)	a	0933	0949	1018	1033	1047	1118	1133	1147	1218	1233	1247	1318	1333	1347	1418	1433	1447	1518
Guildford (GLD)	d	0935	0952	1019	1034	1049	1119	1134	1149	1219	1236	1249	1319	1334	1349	1419	1434	1449	1519
Worplesdon (WPL)	d	0941			1040			1140			1242			1340			1440		
Woking (WOK)	a	0945	0959	1026	1044	1057	1126	1145	1157	1226	1246	1257	1326	1345	1357	1426	1444	1456	1526
Clapham Junction (CLJ)	10 a	1005			1104			1205			1306			1406			1504		
London Waterloo (WAT)	15 a	1016	1032	1051	1118	1124	1151	1214	1222	1251	1316	1323	1351	1415	1423	1453	1513	1522	1551

NOTES (see introductory pages for explanation of train operator codes and standard symbols)

- a Arrival time  
d Departure time  
c Arrives 3 minutes earlier  
e Arrives 4 minutes earlier

A From Fareham



## Portsmouth, Havant and Haslemere to London

## Mondays to Fridays

Operator Days of operation/Notes 1st Class/Reservations/Bus	SW □	SW □	SW □	SW B □	SW □	SW A □	SW □	SW □	SW □	SW □	SW A □	SW □	SW □	SW □	SW □	SW □	SW □	SW □
Portsmouth Harbour (PMH)	d	1433	1515		1533			1615		1633			1715		1733		1815	
Portsmouth & Southsea (PMS)	d	1437	1520		1537		1607	1620		1637		1707	1720		1737	1807	1820	
Fratton (FTN)	d	1441	1524		1541		1611	1624		1641		1711	1724		1741	1811	1824	
Hilsea (HLS)	d	1445			1545		1615			1645		1715			1745	1815		
Bedhampton (BDH)	d	1450			1550		1620			1650		1720			1750	1820		
Havant (HAV)	d	1454	1533	1537	1554	1615	1624	1634		1654	1715	1724	1734		1754	1824	1834	
Rowlands Castle (RLN)	d	1459			1559					1659					1759			
Petersfield (PTR)	d	1510	1548	1552	1610	1629	1638	1648		1710	1729	1738	1749		1810	1838	1848	
Liss (LIS)	d	1515			1557	1615		1643		1715		1743			1815	1843		
Liphook (LIP)	d	1521			1603	1621		1649		1721		1749			1821	1849		
Haslemere (HSL)	4 a	1527	1600	1609	1627	1640	1655	1700		1727	1740	1755	1801		1827	1855	1859	
Haslemere (HSL)	4 d	1510	1529	1602	1610	1629	1642	1710	1701	1710	1730	1741	1810	1803	1810	1829	1910	1901
Witley (WTY)	d	1517			1616					1716					1816			1916
Milford (Surrey) (MLF)	d	1521			1620					1720					1820			1920
Godalming (GOD)	d	1525	1539	1612	1625	1639	1652		1711	1724	1740	1751		1813	1824	1839	1911	1924
Farncombe (FNC)	d	1528	1542		1628	1642	1655			1727		1754			1827	1842		1927
Guildford (GLD)	a	1533	1547	1618	1633	1647	1700		1718	1732	1746	1759		1820	1832	1847	1918	1932
Guildford (GLD)	d	1534	1549	1619	1634	1649	1702		1719	1734	1748	1801		1822	1834	1849	1922	1934
Worplesdon (WPL)	d	1540			1640		1708			1740		1807			1840			1940
Woking (WOK)	a	1545	1557	1626	1645	1657	1712		1727	1744	1756	1811		1833	1844	1856		1944
Clapham Junction (CLJ)	10 a	1605			1705		1732			1804		1831			1904			2004
London Waterloo (WAT)	15 a	1614	1622	1651	1714	1722	1741		1752	1813	1824	1841		1859	1913	1922	1959	2013

Operator Days of operation/Notes 1st Class/Reservations/Bus	SW □	SW □	SW B □	SW □	SW □	SW □	SW □	SW □	SW □	SW C □	SW □	
Portsmouth Harbour (PMH)	d	1833	1915		1933	2015		2033		2133	2233	2319
Portsmouth & Southsea (PMS)	d	1838	1920		1938	2020		2038		2138	2237	2324
Fratton (FTN)	d	1842	1924		1942	2024		2042		2142	2241	2328
Hilsea (HLS)	d	1846			1946			2046		2146	2245	2332
Bedhampton (BDH)	d	1851			1951			2051		2151	2250	2337
Havant (HAV)	d	1855	1934	1937	1954	2033		2054		2154	2253	2340
Rowlands Castle (RLN)	d	1900			1959			2059		2159	2258	2345
Petersfield (PTR)	d	1911	1948	1952	2011	2048		2111		2210	2309	2357
Liss (LIS)	d	1916			2016			2116		2215	2314	0002
Liphook (LIP)	d	1922			2022			2122		2221	2320	0008
Haslemere (HSL)	4 a	1928	1959	2004	2028	2100		2128		2227	2326	0014
Haslemere (HSL)	4 d	1929	2000	2011	2030	2101	2110	2129	2211	2228	2326	0015
Witley (WTY)	d			2017			2116		2217		2333	0021
Milford (Surrey) (MLF)	d			2021			2120		2221		2337	0025
Godalming (GOD)	d	1939	2010	2025	2040	2111	2125	2139	2225	2238	2341	0029
Farncombe (FNC)	d	1942		2028	2043		2128	2142	2228	2241	2344	0032
Guildford (GLD)	a	1947	2016	2033	2048	2117	2133	2147	2233	2246	2349	0038
Guildford (GLD)	d	1948	2017	2034	2049	2118	2139	2150	2235	2248	2353	
Worplesdon (WPL)	d			2040			2145		2241		2359	
Woking (WOK)	a	1956	2025	2046	2058	2126	2152	2159	2245	2255	0003	
Clapham Junction (CLJ)	10 a						2212		2305		0030	
London Waterloo (WAT)	15 a	2024	2051		2131	2151	2221	2226	2314	2320	0039	

NOTES (see introductory pages for explanation of train operator codes and standard symbols)

a Arrival time  
d Departure time

A From Fareham  
B From Southampton Central  
C Also calls at Surbiton 0016 and Wimbledon 0024

## Portsmouth, Havant and Haslemere to London

## Saturdays

Operator Days of operation/Notes 1st Class/Reservations/Bus	SW □	SW □	SW □	SW □	SW A □	SW □	SW A □	SW □	SW □	SW □	SW □	SW □	SW □	SW □	SW □	SW □	SW □	SW □
Portsmouth Harbour (PMH)	d 0441	0515	0533	0615		0645		0715		0745		0815		0845		0915		0945
Portsmouth & Southsea (PMS)	d 0446	0520	0537	0619		0649		0721c	0737	0751c		0821c	0837	0851c		0920	0937	0951c
Fratton (FTN)	d 0450	0524	0541	0624		0653		0725	0741	0755		0825	0841	0855		0924	0941	0955
Hilsea (HLS)	d 0454		0545			0657			0745				0845				0945	
Bedhampton (BDH)	d 0459		0550			0702			0750				0850				0950	
Havant (HAV)	d 0502	0533	0553	0634	0653	0705		0734	0753	0804		0834	0853	0904		0934	0953	1004
Rowlands Castle (RLN)	d 0507		0558		0658				0758				0858				0958	
Petersfield (PTR)	d 0519	0547	0609	0648	0709	0719		0748	0809	0818		0848	0909	0918		0948	1009	1018
Liss (LIS)	d 0525		0614		0714				0814				0914				1014	
Liphook (LIP)	d 0532		0620		0721				0820				0920				1020	
Haslemere (HSL)	4 a 0538	0558	0626	0659	0727	0730	←	0759	0826	0830	←	0900	0926	0930	←	1000	1026	1030
Haslemere (HSL)	4 d 0539	0600	0626	0700	0737	0731	0737	0800	0837	0832	0837	0900	0936	0932	0936	1001	1037	1032
Witley (WTY)	d 0545		0633		←		0743		←		0843		←		0943		←	
Milford (Surrey) (MLF)	d 0549		0637				0747				0847				0947			
Godalming (GOD)	d 0553	0610	0641	0710		0741	0751	0810		0842	0851	0910		0942	0951	1011		1042
Farncombe (FNC)	d 0556	0613	0644	0713			0754	0813			0854	0913			0954	1014		
Guildford (GLD)	a 0602	0618	0649	0718		0747	0759	0818		0848	0859	0918		0948	0959	1019		1048
Guildford (GLD)	d 0604	0619	0650	0719		0748	0801	0819		0849	0900	0919		0949	1000	1020		1049
Worplesdon (WPL)	d						0807				0906				1006			
Woking (WOK)	a 0611	0626		0728		0755	0811	0827		0856	0911	0927		0956	1011	1027		1056
Clapham Junction (CLJ)	10 a 0632	0646	0724				0831				0931				1031			
London Waterloo (WAT)	15 a 0641	0655	0734	0754		0820	0841	0852		0922	0940	0952		1022	1040	1052		1124

Operator 1st Class/Reservations/Bus	SW □	SW □	SW □	SW □	SW □	SW □	SW □	SW □	SW □	SW □	SW □	SW □	SW □	SW □	SW □	SW □	SW □	SW □
Portsmouth Harbour (PMH)		1015		1045		1115		1145		1215		1245		1315		1345		1415
Portsmouth & Southsea (PMS)	d	1020	1037	1051c		1120	1137	1151c		1220	1237	1251c		1320	1337	1351c		1420
Fratton (FTN)	d	1024	1041	1055		1124	1141	1155		1224	1241	1255		1324	1341	1355		1424
Hilsea (HLS)	d			1045				1145				1245				1345		
Bedhampton (BDH)	d			1050				1150				1250				1350		
Havant (HAV)	d		1034	1053	1104		1134	1153	1204		1234	1253	1304		1334	1353	1404	1434
Rowlands Castle (RLN)	d			1058				1158				1258				1358		
Petersfield (PTR)	d		1048	1109	1118		1148	1209	1218		1248	1309	1318		1348	1409	1418	1448
Liss (LIS)	d			1114				1214				1314				1414		
Liphook (LIP)	d			1120				1220				1320				1420		
Haslemere (HSL)	4 a 0538	←	1100	1126	1130	←	1200	1226	1230	←	1300	1326	1330	←	1400	1426	1430	←
Haslemere (HSL)	4 d 1037	1100	1137	1132	1137	1200	1237	1232	1237	1300	1337	1332	1337	1400	1437	1432	1437	1500
Witley (WTY)	d 1043		←		1143		←		1243		←		1343		←		1443	
Milford (Surrey) (MLF)	d 1047				1147			1247				1347				1447		
Godalming (GOD)	d 1051	1110		1142	1151	1210		1242	1251	1310		1342	1351	1410		1442	1451	1510
Farncombe (FNC)	d 1054	1113			1154	1213		1254	1313			1354	1413			1454	1513	
Guildford (GLD)	a 1059	1118		1148	1159	1218		1248	1259	1318		1348	1359	1418		1448	1459	1518
Guildford (GLD)	d 1100	1119		1149	1200	1219		1249	1300	1319		1349	1400	1419		1449	1500	1519
Worplesdon (WPL)	d 1106				1206				1306				1406				1506	
Woking (WOK)	a 1111	1127		1157	1211	1227		1257	1311	1327		1357	1411	1427		1457	1511	1527
Clapham Junction (CLJ)	10 a 1131				1231				1331				1431				1531	
London Waterloo (WAT)	15 a 1141	1154		1228	1240	1253		1322	1340	1352		1422	1440	1452		1522	1540	1552






NOTES (see introductory pages for explanation of train operator codes and standard symbols)






- a Arrival time  
d Departure time  
c Arrives 3 minutes earlier  
A From Southampton Central



## Portsmouth, Havant and Haslemere to London

## Saturdays

Operator 1st Class/Reservations/Bus	SW □	SW □	SW □	SW □	SW □	SW □	SW □	SW □	SW □	SW □	SW □	SW □	SW □	SW □	SW □	SW □	SW □	SW □
Portsmouth Harbour (PMH) 	d		1445		1515		1545		1615		1645		1715		1745		1815	1845
Portsmouth & Southsea (PMS)	d	1437	1451c		1520	1537	1551c		1620	1637	1651c		1720	1737	1751c		1820	1837 1851c
Fratton (FTN)	d	1441	1455		1524	1541	1555		1624	1641	1655		1724	1741	1755		1824	1841 1855
Hilsea (HLS)	d	1445				1545				1645				1745				1845
Bedhampton (BDH)	d	1450				1550				1650				1750				1850
Havant (HAV)	d	1453	1504		1534	1553	1604		1634	1653	1704		1734	1753	1804		1834	1853 1904
Rowlands Castle (RLN)	d	1458				1558				1658				1758				1858
Petersfield (PTR)	d	1509	1518		1548	1609	1618		1648	1709	1718		1748	1809	1818		1848	1909 1918
Liss (LIS)	d	1514				1614				1714				1814				1914
Liphook (LIP)	d	1520				1620				1720				1820				1920
Haslemere (HSL) 	a	1526	1530	←	1600	1626	1630	←	1700	1726	1730	←	1800	1826	1830	←	1900	1926 1930
Haslemere (HSL) 	d	1537	1532	1537	1600	1637	1632	1637	1700	1737	1732	1737	1800	1837	1832	1837	1900	1937 1932
Witley (WTY)	←			1543		←		1643		←		1743		←		1843		←
Milford (Surrey) (MLF)	d			1547				1647				1747				1847		
Godalming (GOD)	d		1542	1551	1610		1642	1651	1710		1742	1751	1810		1842	1851	1910	1942
Farncombe (FNC)	d			1554	1613			1654	1713			1754	1813			1854	1913	
Guildford (GLD)	a		1548	1559	1618		1648	1659	1718		1748	1759	1818		1848	1859	1918	1948
Guildford (GLD)	d		1549	1600	1619		1649	1700	1719		1749	1800	1819		1849	1900	1919	1949
Worplesdon (WPL)	d			1606				1706				1806				1906		
Woking (WOK)	a		1557	1611	1627		1657	1711	1727		1757	1811	1827		1857	1911	1927	1957
Clapham Junction (CLJ) 	a			1631				1731				1831				1931		
London Waterloo (WAT) 	a		1622	1640	1652		1722	1740	1752		1822	1840	1852		1922	1940	1952	2022

Operator Days of operation/Notes 1st Class/Reservations/Bus	SW □	SW □	SW □	SW □	SW □	SW □	SW □	SW □	SW □	SW □
Portsmouth Harbour (PMH) 	d		1915		1945		2015	2033	2132	2319
Portsmouth & Southsea (PMS)	d		1920	1937	1951c		2020	2038	2136	2324
Fratton (FTN)	d		1924	1941	1955		2024	2042	2140	2328
Hilsea (HLS)	d			1945				2046	2144	2332
Bedhampton (BDH)	d			1950				2051	2149	2338
Havant (HAV)	d		1934	1953	2004		2034	2054	2152	2341
Rowlands Castle (RLN)	d			1958				2059	2157	2346
Petersfield (PTR)	d		1948	2009	2018		2048	2110	2208	2357
Liss (LIS)	d			2014				2115	2213	0002
Liphook (LIP)	d			2020				2121	2219	0008
Haslemere (HSL) 	a	←	2000	2026	2030	←	2100	2127	2225	0014
Haslemere (HSL) 	d	1937	2000	2037	2032	2037	2100	2128	2225	0015
Witley (WTY)	d	1943		←		2043		2134	2232	0021
Milford (Surrey) (MLF)	d	1947				2047		2138	2236	0025
Godalming (GOD)	d	1951	2010		2042	2051	2110	2142	2240	0029
Farncombe (FNC)	d	1954	2013			2054	2113	2145	2243	0032
Guildford (GLD)	a	1959	2018		2048	2059	2118	2150	2248	0037
Guildford (GLD)	d	2000	2019		2049	2100	2119	2151	2249	
Worplesdon (WPL)	d	2006				2106				
Woking (WOK)	a	2011	2027		2057	2111	2127	2159	2256	0002
Clapham Junction (CLJ) 	a	2034				2131		2219	2316	0028
London Waterloo (WAT) 	a	2043	2052		2122	2140	2152	2228	2325	0037

NOTES (see introductory pages for explanation of train operator codes and standard symbols)

- a Arrival time  
d Departure time  
c Arrives 3 minutes earlier

B Also calls at Surbiton 0014 and Wimbledon 0022

## Portsmouth, Havant and Haslemere to London

## Sundays

Operator 1st Class/Reservations/Bus		SW 🕒	SW 🕒	SW 🕒	SW 🕒	SW 🕒	SW 🕒	SW 🕒	SW 🕒	SW 🕒	SW 🕒	SW 🕒	SW 🕒	SW 🕒	SW 🕒	SW 🕒	SW 🕒	SW 🕒	SW 🕒
Portsmouth Harbour (PMH) 🚢	d	0643	0732	0743	0832	0848	0932	0948	1032	1048	1132	1148	1232	1248	1332	1348	1432	1448	1532
Portsmouth & Southsea (PMS)	d	0648	0737	0747	0837	0852	0937	0952	1037	1052	1137	1152	1237	1252	1337	1352	1437	1452	1537
Fratton (FTN)	d	0652	0743c	0751	0842	0856	0941	0956	1041	1056	1141	1156	1241	1256	1341	1356	1441	1456	1541
Hilsea (HLS)	d																		
Bedhampton (BDH)	d	0659		0758		0904		1004		1104		1204		1304		1404		1504	
Havant (HAV)	d	0702	0751	0802	0850	0907	0950	1007	1050	1107	1150	1207	1250	1307	1350	1407	1450	1507	1550
Rowlands Castle (RLN)	d	0707		0807		0912		1012		1112		1212		1312		1412		1512	
Petersfield (PTR)	d	0719	0805	0819	0904	0924	1004	1024	1104	1124	1204	1224	1304	1324	1404	1424	1504	1524	1604
Liss (LIS)	d	0724		0824		0929		1029		1129		1229		1329		1429		1529	
Liphook (LIP)	d	0730		0831		0935		1035		1135		1235		1335		1435		1535	
Haslemere (HSL) 🚌	a	0738	0817	0838	0916	0941	1016	1041	1115	1141	1215	1241	1315	1341	1415	1441	1515	1541	1615
Haslemere (HSL) 🚌	d	0739	0817	0838	0917	0942	1017	1042	1117	1142	1217	1242	1317	1342	1417	1442	1517	1542	1617
Witley (WTY)	d	0745		0845		0948		1048		1148		1248		1348		1448		1548	
Milford (Surrey) (MLF)	d	0749		0849		0952		1052		1152		1252		1352		1452		1552	
Godalming (GOD)	d	0753	0827	0853	0927	0956	1027	1056	1127	1156	1227	1256	1327	1356	1427	1456	1527	1556	1627
Farncombe (FNC)	d	0756		0856		0959		1059		1159		1259		1359		1459		1559	
Guildford (GLD)	a	0801	0833	0901	0933	1004	1033	1104	1133	1204	1233	1304	1333	1404	1433	1504	1533	1604	1633
Guildford (GLD)	d	0803	0835	0903	0935	1005	1035	1105	1135	1205	1235	1305	1335	1405	1435	1505	1535	1605	1635
Worplesdon (WPL)	d																		
Woking (WOK)	a	0813	0842	0913	0942	1013	1042	1113	1142	1213	1242	1313	1342	1413	1442	1513	1542	1613	1642
Clapham Junction (CLJ) 🚌	a	0839	0908	0939	1005	1035	1106	1135	1204	1234	1304	1334	1404	1434	1503	1534	1604	1634	1704
London Waterloo (WAT) 🚆	a	0849	0920	0949	1019	1048	1119	1148	1215	1244	1314	1344	1414	1444	1513	1544	1614	1644	1714

Operator 1st Class/Reservations/Bus		SW □	SW □	SW □	SW □	SW □	SW □	SW □	SW □	SW □	SW □	SW □	SW □	SW □	SW □	SW □	SW □	SW □
Portsmouth Harbour (PMH)	d	1548	1632	1648	1732	1748	1832	1848	1932	1948	2032	2048	2132	2148	2232	2248		
Portsmouth & Southsea (PMS)	d	1552	1637	1652	1737	1752	1837	1852	1937	1952	2037	2052	2137	2152	2237	2252		
Fratton (FTN)	d	1556	1641	1656	1741	1756	1841	1856	1941	1956	2041	2056	2141	2156	2241	2256		
Hilsea (HLS)	d																	
Bedhampton (BDH)	d	1604		1704		1804		1904		2004		2104		2204		2304		
Havant (HAV)	d	1607	1650	1707	1750	1807	1850	1907	1950	2007	2050	2107	2150	2207	2250	2307		
Rowlands Castle (RLN)	d	1612		1712		1812		1912		2013		2112		2212		2312		
Petersfield (PTR)	d	1624	1704	1724	1804	1824	1904	1924	2004	2024	2104	2124	2204	2224	2304	2324		
Liss (LIS)	d	1629		1729		1829		1929		2029		2129		2229		2329		
Liphook (LIP)	d	1635		1735		1835		1935		2035		2135		2235		2335		
Haslemere (HSL)	a	1641	1715	1741	1815	1841	1915	1941	2015	2041	2115	2141	2215	2241	2315	2341		
Haslemere (HSL)	d	1642	1717	1742	1817	1842	1917	1942	2017	2042	2117	2142	2217	2242	2317	2342		
Witley (WTY)	d	1648		1748		1848		1948		2048		2148		2248		2348		
Milford (Surrey) (MLF)	d	1652		1752		1852		1952		2052		2152		2252		2352		
Godalming (GOD)	d	1656	1727	1756	1827	1856	1927	1956	2027	2056	2127	2156	2227	2256	2327	2356		
Farncombe (FNC)	d	1659		1759		1859		1959		2059		2159		2259		2359		
Guildford (GLD)	a	1704	1733	1804	1833	1904	1933	2004	2033	2104	2133	2204	2233	2304	2333	0004		
Guildford (GLD)	d	1705	1735	1805	1835	1905	1935	2005	2035	2105	2135	2205	2235	2305	2335	0008		
Worplesdon (WPL)	d																	
Woking (WOK)	a	1713	1742	1813	1844	1913	1942	2013	2042	2113	2142	2213	2242	2314	2342	0017		
Clapham Junction (CLJ)	a	1734	1804	1834	1904	1934	2004	2034	2104	2134	2204	2234	2304	2334	0006			
London Waterloo (WAT)	a	1744	1814	1844	1914	1944	2014	2044	2114	2144	2215	2244	2314	2344	0015			

NOTES (see introductory pages for explanation of train operator codes and standard symbols)

- a Arrival time  
d Departure time  
c Arrives 3 minutes earlier